

# Stable Diffusion Prompt Book

Get the latest version from <https://openart.ai/promptbook>.

**Brought by:** [OpenArt](#)

**Authors:** Mohamad Diab (PublicPrompts)  
Julian Herrera  
Musical Sleep  
Bob Chernow  
Coco Mao

**Last updated:** 10/28/2022



# Table of Content

All the images in this book are generated by Stable Diffusion.

## 1 - Preface

[Stability Diffusion Intro](#)

[OpenArt Intro](#)

[Prompt engineering intro](#)

## 2 - Prompt Format

## 3 - Modifiers

Photography

Art Mediums

Artists

Illustration

Emotions

Aesthetics

## 4 - Magic words

## 5 - Stable Diffusion Parameters

Resolution

CFC

Step count

Seed

Sampler

## 6 - img2img, in/out painting

## 7 - Important tips

## 8 - OpenArt Showcase

# 01

# Preface



## Prompt

Tiny cute cow toy, reading a book, standing character, soft smooth lighting, soft pastel colors, skottie young, 3d blender render, polycount, modular constructivism, pop surrealism, physically based rendering, square image

# Stable Diffusion Intro



A man with eyes wide open, surprised, in awe,  
digital art

**Stable Diffusion is an open-source text-to-image AI model that can generate amazing images from given texts in seconds.**

The model was trained on images in the LAION-5B dataset. It was developed by CompVis, Stability AI and RunwayML. All research artifacts from Stability AI are intended to be open sourced.

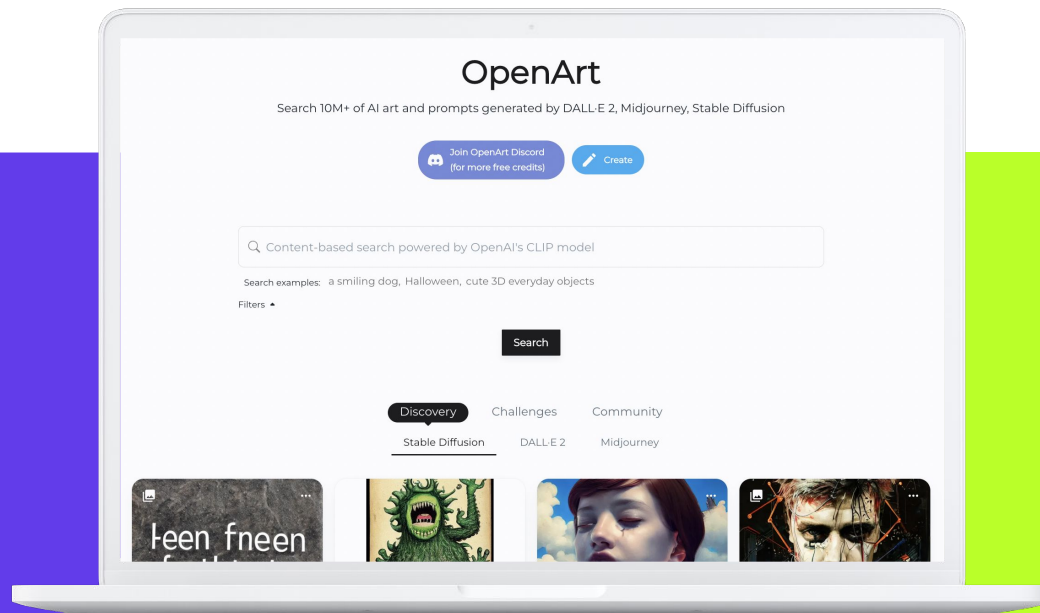
This prompt book is brought to you by [OpenArt](#), a platform and community dedicated to AI-native content and written by members from the community. Should you have any concerns or questions. You can reach us on our [Discord server](#).

# OpenArt Intro

OpenArt (<https://openart.ai>) is a AI-native content and social platform.

It has a lot of great features to help you write better prompts

- Discover millions of AI-generated images and prompts
- Search by image content
- Build your AI-art portfolio and showcase your work on our community
- Create with Stable Diffusion and DALL-E 2 for free (and more models to come)
- Participate in our AI art challenges to win rewards



# Prompt Engineering



## Intro

**Prompt engineering is the process of structuring words that can be interpreted and understood by a text-to-image model. Think of it as the language you need to speak in order to tell an AI model what to draw.**

Prompt engineering is a great way to stretch the limitations of Text2IM models. Good prompts can make images go from good to great.



# Prompt Engineering

**This prompt book will help you learn essential building blocks and all the techniques to master Stable Diffusion.**

The secret for generating good images

- A well-written prompt consisting of modifiers and a good sentence structure. We will introduce the prompt format in [the section 2](#). We will also show you all types of modifiers you can use in [the section 3](#) and some magic words in [the section 4](#).
- Well-adjusted Stable Diffusion parameters. ([section 5](#)). You can always use the default, but sometimes fine-tuned parameters can generate better results. This will strengthen your ability to bring your creative dream images to life.

★ **Tip** - You can always visit [OpenArt](#) to get inspired by millions of prompts 🤖.

# Prompt Engineering Intro

**This is an example of a prompt and all the parameters Prompt:** Funko pop superman figurine, made of plastic, product studio shot, on a white background, diffused lighting, centered.

[Try out this prompt on OpenArt](#)

**Model:** Stable Diffusion

**Seed:** 70455

**Scale:** 13

**Steps:** 25

**Resolution:** 512 x 512

**Sampler:** DDIM





# 02

## Prompt Format



**Prompt:** Tiny cute giraffe using a typewriter toy, standing character, soft smooth lighting, soft pastel colors, skottie young, 3d blender render, polycount, modular constructivism, pop surrealism, physically based rendering, square image

# Start by asking a list of questions

1. Do you want a photo or a painting?
2. What's the subject of the photo? *Person? An animal or perhaps a landscape?*
3. What details do you want to add?
  - **Special Lighting.** *Soft, ambient, ring light, neon*
  - **Environment.** *Indoor, outdoor, underwater, in space*
  - **Color Scheme.** *Vibrant, dark, pastel*
  - **Point of view.** *Front, Overhead, Side*
  - **Background.** *Solid color, nebula, forest*
4. In a specific art style? *3D render, studio ghibli, movie poster*
5. A specific photo type? *Macro, telephoto*



This is not an all-inclusive list, but will help you get great results when you start your prompt crafting journey. Don't be afraid to experiment the more you try different prompts the better you will become!



*Photo of real life Shaggy Rogers, cinematic lighting, peeking from a van's window, vibrant colors, bokeh, movie poster style*

# Example

Answer the following questions

1. Do you want a photo or a painting? => **painting**
2. What's the subject of the photo? *Person, animal, landscape.*  
=> **a goldendoodle**
3. What details do you want to be added? => **wearing a suit**
  - a. Special Lighting. *Soft, ambient, ring light, neon* => **natural light**
  - b. Environment. *Indoor, outdoor, underwater, in space*  
=> **in the sky**
  - c. Color Scheme. *Vibrant, dark, pastel*  
=> **with bright colors**
4. In specific art style? *3D render, studio ghibli, movie poster*  
=> **with by Studio Ghibli**

Use the answers to create a complete sentence

**A painting of a cute goldendoodle wearing a suit, natural light, in the sky, with bright colors, by Studio Ghibli**

See the next page for the generated image.



**A painting of a cute goldendoodle wearing a suit, natural light, in the sky, with bright colors, by Studio Ghibli**



However, there is a problem. The goldendoodle is NOT in the sky... The AI didn't take in "in the sky" properly.

Worry not! You can change the order of the words a little bit if one part is important. The earlier a word is in the sentence, the more importance it will be given.



***A painting of a cute goldendoodle in the sky, wearing a suit, natural light, with bright colors, by Studio Ghibli***

We moved “in the sky” earlier in the prompt. As you can see, the dog is now “in the sky”.

# The order of words is important

The order and presentation of our desired output is almost as an important aspect as the vocabulary itself. It is recommended to list your concepts explicitly and separately than trying to cramp it into one simple sentence.

A cat sitting on a martin table.



A cat that is sitting on a table  
on mars.



A cat that is sitting on a table.  
The table is on mars.



# 03

## Modifiers



**Prompt:**

Tiny cute duck playing guitar toy, standing character, soft smooth lighting, soft pastel colors, skottie young, 3d blender render, polycount, modular constructivism, pop surrealism, physically based rendering, square image

# About Modifiers

Modifiers are words that can change the style, format, or perspective of the image. There are certain magic words or phrases that are proven to boost the quality of the image.

In this section, we will talk different types of modifiers you can use in your prompt. If you want to visualize how a modifier affects an image beyond our given examples, you can use the search functionality on <https://openart.ai> to see more.

- Photography
- Art Mediums
- Artists
- Illustration
- Emotions
- Aesthetics



# Photography




## Prompt

Tiny cute boy holding camera toy, standing character, soft smooth lighting, soft pastel colors, skottie young, 3d blender render, polycount, modular constructivism, pop surrealism, physically based rendering, square image

# Photography Prompt - Mix and Match!

Shot type	Style	Subject	Lighting	Context	Lens	Device
Close-up	polaroid	Woman	Soft	Indoor	Wide-angle	iPhone X
Extreme Close-up	Monochrome	Old man	Ambient	Outdoor	Telephoto	CCTV
POV	Long exposure	Grey cat	Ring	At night	24mm	Nikon Z FX
Medium shot	Color splash	Bunny	Sun	In the park	EF 70mm	Canon
Long shot	Tilt-shift	Ferrari	Cinematic	Studio	Bokeh	Gopro



**Close-up polaroid photo, of a husky, soft lighting, outdoors, 24mm Nikon Z FX**

# Photography Styles



## Polaroid

still photo of a child sitting in the middle of a wide empty city street, his back to the camera, symmetrical, **polaroid** photography, highly detailed, crisp quality



## Tilt-Shift

photo of construction site, workers, **tilt shift effect**, bokeh, Nikon



## Product Shot

**Product shot** of nike shoes, with soft vibrant colors, 3d blender render, modular constructivism, blue background, physically based rendering, centered



## Long Exposure

An aerial view of a city at night, **long exposure**, instagram contest

# Photography Styles




## Portrait

**Portrait** photo of a storm trooper with his beautiful wife on his wedding day




## Color-Splash

**Color splash** wide photo of red phone booth in the middle of empty street, detailed, mist, soft vignette



## Monochrome

Photo of staircase in abandoned building, symmetrical, **monochrome** photography, highly detailed, crisp quality and light reflections, 100mm lens



## Satellite

Google earth satellite image, of New York City, detailed buildings and streets

# Cameras



## Gopro

Monkey swimming,  
**Gopro** footage




## CCTV

Darth Vader at a  
convenience store,  
pushing shopping cart,  
**CCTV** still, high-angle  
security camera feed



## Drone

**Drone** photo of Tokyo,  
city center



## Thermal

Thermal camera footage  
from a helicopter, war  
scene

# Lenses




**Telephoto**

Alligator emerging from water, **telephoto** lens




**Fish-eye**

Night club, people dancing, **Fish-eye** lens



**800mm**

Photo of hummingbird, **800mm** lens



**Macro**

Photo of a ladybug-**bee** hybrid standing on a tulip, **macro** lens

# Lighting



## Nostalgic

Fallout concept art school interior render grim, **nostalgic lighting**, unreal engine 5



## Purple Neon

Fallout concept art school interior render grim, realistic **purple neon lighting** unreal engine 5



## Sun Rays

Fallout concept art school interior render grim, **sun rays** coming through window, unreal engine 5

# Art Mediums




## Prompt

Tiny cute goat painter toy, standing character, soft smooth lighting, soft pastel colors, skottie young, 3d blender render, polycount, modular constructivism, pop surrealism, physically based rendering, square image



# Art Mediums



## Chalk

A sidewalk **chalk painting** of walter white



## Graffiti

wall **graffiti** art of astronaut holding a super soaker



## Water Colors

**water color** painting of sunset behind mountains, detailed, vaporwave aesthetic



## Oil Painting

**Oil painting** of human Rick Sanchez, contest winner

# Art Mediums




## Fabric

**Crochet** doll of Spiderman, studio lighting



## Pencil Drawing

**Pencil painting** of Emma Watson



## Wood

Modern spiral shaped table design, made of **wood**, studio lighting



## Clay

**Clay** model of the throne from Game of Thrones

# Artists



## Prompt

Tiny mouse holding a paint brush toy, standing character, soft smooth lighting, soft pastel colors, skottie young, 3d blender render, polycount, modular constructivism, pop surrealism, physically based rendering, square image

# List of artists by style

## Portrait

Derek Gores, Miles Aldridge, Jean Baptiste-Carpeaux, Anne-Louis Girodet

## Landscape

Alejandro Bursido, Jacques-Laurent Agasse, Andreas Achenbach, Cuno Amiet

## Horror

H.R.Giger, Tim Burton, Andy Fairhurst, Zdzislaw Beksincki

## Anime

Makoto Shinkai, Katsuhiro Otomo, Masashi Kishimoto, Kentaro Miura

## Sci-fi

Chesley Bonestell, Karel Thole, Jim Burns, Enki Bilal

## Photography


Ansel Adams, Ray Earnes, Peter Kemp, Ruth Bernhard

## Concept artists (video game)

Emerson Tung, Shaddy Safadi, Kentaro Miura

# Portrait Artists

Using an artist that is known for doing portraits can be very helpful in creating a specific style. In all the images below everything was kept the same including the seed, All the differences are caused by the artist chosen. As you can see some artists have a very profound effect and others have just a subtle effect.




**Derek Gores**

Portrait by Derek Gores



**Miles Aldridge**

Portrait by Miles Aldridge



**Jean-Baptiste  
Carpeaux**

Portrait by Jean-Baptiste  
Carpeaux



**Anne-Louis Girodet**

Portrait by Anne-Louis  
Girodet


# Landscape Artists

When making a landscape it's smart to give a set of day like morning, noon or night time and to set the season. Notice that some artists only influence the output subtly while others change it drastically



**Alejandro Bursido**

Landscape by Alejandro  
Burdasio




**Jacques-Laurent  
Agasse**

Landscape by  
Jacques-Laurent Agasse



**Andreas Achenbach**

Landscape by Andreas  
Achenbach



**Cuno Amiet**

Landscape by Cuno  
Amiet

# Horror Artists

Horror artists are known for having chilling images but they can be used to make pleasing images mixed with other artists. See the page on mixed artist later in the book.



**H. R. Giger**

Horror by H.R.Giger



**Tim Burton**

Horror by tim burton



**Andy Fairhurst**

Horror by Andy Fairhurst




**Zdzislaw Beksinski**

Horror by Zdzislaw  
Beksinski

# Anime Artists

It's important when using anime artists to keep in mind the style they focus on and what time period they are from



**Makoto Shinkai**

Art by Makoto Shinkai



**Katsuhiro Otomo**

Art by Katsuhiro Otomo



**Masashi Kishimoto**

Art by Masashi Kishimoto



**Kentaro Miura**

Art by Kentaro Miura




# Sci-fi Artists

Choosing the right artist can drastically change the output. Science fiction artists tend to have very distinctive styles. Remember that you can not only use traditional art mediums but also artists from films.



**Chesley Bonestell**

A sci-fi scene by Chesley Bonestell



**Karel Thole**

A sci-fi scene by Karel Thole



**Jim Burns**

A sci-fi scene by Jim Burns



**Enki Bilal**

A sci-fi scene by Enki Bilal

# Photography Artists

Don't forget that you can use noted photographers in your prompts. Try to use landscape or portrait photographers depending on what you are focusing on.



**Ansel Adams**

Photograph by Ansel  
Adams



**Ray Earnes**

Photograph by Ray  
Earnes



**Peter Kemp**

Photograph by Peter  
Kemp




**Ruth Bernhard**

Photograph by Ruth  
Bernhard

# Concept Artists (Video Games)

When it comes to concept artists some of them will make scenes better while others will make better character designs




**Emerson Tung**

Concept sheet by  
Emerson Tung




**Shaddy Safadi**

Concept art by Shaddy  
Safadi



**Shaddy Safadi**

Concept art by Shaddy  
Safadi



**Kentaro Miura**

Concept art by Kentaro  
Miura

# Advanced technique - Mixing Artist Styles

Building a prompt with artists can refine your image to something more. It's important for you to use multiple artists in the right category so to have your own style but keep in mind it can be multiple categories



**Frank Frazetta**

Oil painting of a man  
staring at the stars, by  
Frank Frazetta

+



**Yoji shinkawa**

Oil painting of a man  
staring at the stars, by  
Yoji shinkawa

=



**Frank Frazetta & Yoji  
shinkawa**

Oil painting of a man  
staring at the stars, by  
Frank Frazetta, by Yoji  
shinkawa

# Mixing Artist Styles (Portrait)

Building a prompt with artists can refine your image to something more




**Jean-Baptist  
Carpeaux**

Portrait by Jean-Baptiste  
Carpeaux



**Derek Gores**

Portrait by Derek Gores



**Jean-Baptiste &  
Derek Gores**

Portrait by Jean-Baptiste  
Carpeaux and Derek  
Gores


# Mixing Artist Styles (Landscape)

Notice the subtle ways that the artist styles combine. You are not limited to two artists. Use as many as you want.



**Alejandro Bursido**

Landscape by Alejandro Bursido



**Cuno Amiet**

Landscape by Cuno Amiet



**Alejandro Bursido & Cuno Amiet**

Landscape by Alejandro Bursido and Cuno Amiet

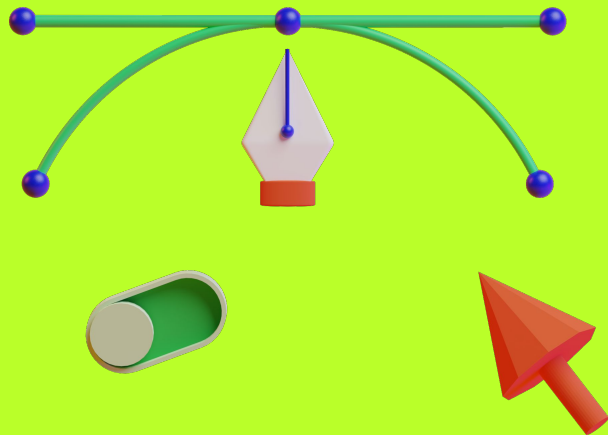
# External Links To Artist Reference Materials

[Google Arts and Culture](#)

[Stable Art Artist Guide](#)

[SD Artist Collection](#)

[The AI Art - Modifiers Guide](#)



# Illustration



## Prompt

Tiny cute bob ross toy, fuzzy hair, standing character, soft smooth lighting, soft pastel colors, skottie young, 3d blender render, polycount, modular constructivism, pop surrealism, physically based rendering, square image



# 3D illustrations

Stable diffusion can be used to create any 3D scene or object you can imagine!



Cute panda, **origami** art



**Needle felted** scene from the Simpsons, highly detailed, tilt shift, highly textured, action

# 3D illustrations




## Isometric assets

Tiny cute **isometric** kitchen in a cutaway box, soft smooth lighting, soft colors, 100mm lens, 3d blender render



## Low Poly

kawaii **low poly** squirrel character, 3d isometric render, white background, ambient occlusion, unity engine



## Pixar Renders


3d fluffy Lion, closeup cute and adorable, cute big circular reflective eyes, long fuzzy fur, **Pixar render**, unreal engine cinematic smooth, intricate detail, cinematic



## 3D Item Render

Tiny isometric Alarm Clock, soft smooth lighting, soft colors, **3d blender render**, trending on polycount, modular constructivism, physically based rendering

# More illustrations



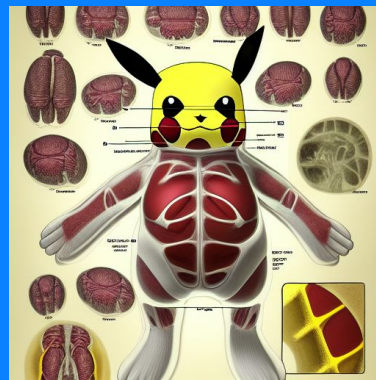
## Children's book

Elephant-turtle hybrid, in **Children's book** illustration style




## Vector

**Vector** illustration of Living Room in Flat Style, pastel color palette



## Scientific Illustration

Anatomy of Pikachu, dissection **Scientific illustration** from a biology book



## Comic

Retro **comic style artwork**, highly detailed benedict cumberbatch, comic book cover, symmetrical, vibrant

# More illustrations



**Caricature**

**Caricature** art of spiderman sitting on a chair drinking beer, on Charlie Hebdo



**Propaganda Poster**

USSR **propaganda** poster. Eat Oreo!



**Movie Poster**

Adventurous trash can, **movie poster**



**Psychedelic Art**


Hypnotic illustration of a dear face, hypnotic **psychedelic** art by Dan Mumford, pop surrealism, dark glow neon paint, mystical, Behance

# More illustrations




## Splash Art

**Splash art** of an armored mage channeling arcane magicks, mana shooting from his hands, mystical energy in the air, action shot, heroic fantasy art, special effects, hd octane render




## Ukiyo-e

Peppa pig, in **Ukiyo-e** style



## Stickers

Die-cut **sticker**, Cute kawaii Goldendoodle character sticker, white background, illustration minimalism, vector, pastel colors



## Fantasy Maps

DnD **map** with roads, for printing, highly detailed, with many towns

# Character design

When it comes to creating a character you want to first describe the broad description of them like "male orc" then adding more to them like "metallic armor". After that building the details while generating the images and make sure to add artists fitting the person



## Prompt

Digital art of a **orc**, by Larry Elmore, by Justin Gerard

## Prompt

Digital art of a **orc with metal armor**, by Larry Elmore, by Justin Gerard

## Prompt

Digital art of a **orc with metal armor**, by Larry Elmore, by Justin **Gerard**, **concept sheet**

## Prompt

Digital art of a **orc with metal armor**, by Larry Elmore, by Justin **Gerard**, **concept sheet**

The last image is made from using img2img on a higher scale to get better detail on the image. The strength was 30 but you can adjust it to what you want when making your own image

# Emotions



## Prompt

Tiny cute scared panda toy, standing character, soft smooth lighting, soft pastel colors, skottie young, 3d blender render, polycount, modular constructivism, pop surrealism, physically based rendering, square image

**Simple  
feelings  
modifiers can  
set the  
atmosphere  
of the scene!**



### **Prompt**

Cute sad girl toy, curly hair, standing character, soft smooth lighting, soft pastel colors, skottie young, 3d blender render, polycount, modular constructivism, physically based rendering, square image



# Positive emotions




**Cosy**

**Cosy** vintage bedroom, octane render by weta digital, exotic colorful pastel, ray traced lighting and reflections



**Romantic**

Photo of a couple shopping, **romantic** lighting



**Joyful**

**Joyful** photo of a husky puppy splashing water at the beach, canon eos r3



**Energetic**

**Energetic** painting of a pool with flamingos

# More positive emotions




## Hope

Woman, filled with **hope**, in a beautiful dress, running on the beach



## Lust

Painting of a couple, filled with **lust**, by mike mignola



## Peaceful

A **peaceful** Japanese city street, dreamy, soft colors, studio ghibli style



## Satisfaction

Old man looking at the camera, filled with **satisfaction**, Canon EOS 5D Mark IV

# Negative emotions




## Depressing

**Depressing** photo,  
futuristic park




## Loneliness

Girl sitting in window,  
reading a book,  
**loneliness**



## Grim

**Grim** painting of a lake  
with ducks



## Regret


Painting of a man  
looking at photo album,  
filled with **regret**

# More negative emotions




## Suffering

Digital painting showing the **suffering** of a woman, sitting on a bench in the forest, by goro fujita



## Hopelessness

Man, **hopelessness**, black and white, looking into the camera, sketch, intricate details



## Fear

Child running towards the camera, in **fear**, by atey ghailan and mike mignola



## Disgust

Photo of a child looking at his food with **disgust**, Hasselblad photography

# Aesthetics



## Prompt

Tiny psychedelic lion toy, standing character, soft smooth lighting, soft pastel colors, skottie young, 3d blender render, polycount, modular constructivism, pop surrealism, physically based rendering, square image

# Vibrant



**Weirdcore**

**Weirdcore** image of a  
zoo



**Acidwave**

Dog in the park,  
**Acidwave** aesthetic



**Dreamcore**

Photo of neighborhood,  
**Dreamcore** style



**Vaporwave**

**Vaporwave** pool

# Gloomy



## Liminal Space

Flooded, **liminal space**,  
underground city  
carpark, lighting with  
lensflares, photorealistic  
8 k, eerie



## After Hours

**After hours**, stairs to the  
park



## Brutalism


Building, **brutalism**  
architecture



## Post-Apocalyptic

Photo in a  
**Post-Apocalyptic** town,  
with houses and cars

# Historic



**Baroque**

Painting of Danny DeVito, in **Baroque** cloth and style



**Sovietwave**

People walking in the street, **Sovietwave**



**Wild West**

Photo of a car driving in a town, **Wild West**



**Film Noir**

Chandler and monica, detailed faces, **Film Noir** style



# 04

## Magic words



### Prompt

Tiny wizard with a hat toy, standing character, soft smooth lighting, soft pastel colors, skottie young, 3d blender render, polycount, modular constructivism, pop surrealism, physically based rendering, square image

# HDR, UHD, 64K

Quality words like HDR, UHD, 4K, 8k, and 64K can make a dramatic difference.

Seed: 1000

A Landscape



A landscape, HDR, UHD,  
64K

# Highly detailed

Quality words like highly detailed can make a dramatic difference.

Seed: 2437020575

Joann of Arc portrayed  
by Jennifer Lawrence,  
concept



Joann of Arc portrayed  
by Jennifer Lawrence,  
highly detailed, concept



# Studio lighting

Studio lighting could really add some nice texture to the image

Seed: 4035355907

A cinematic film still of Morgan Freeman starring as 50 Cent, portrait, 40mm lens, shallow depth of field, close up



A cinematic film still of Morgan Freeman starring as 50 Cent, portrait, 40mm lens, shallow depth of field, close up, studio lighting

# Professional

Adding professional, can greatly improve the color contrast and details in the image

Seed: 851639

Empty temple,  
photograph




Empty temple,  
**professional**  
photograph

# Trending on artstation

Seed: 4092599551

Portrait photo of a  
beautiful female cyborg  
from 1920

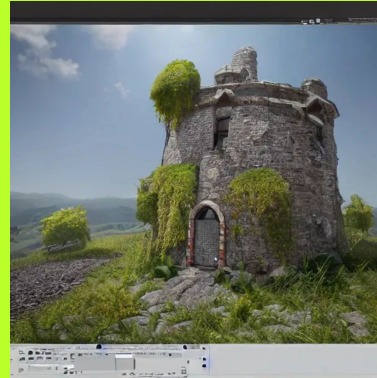


Portrait photo of a  
beautiful female cyborg  
from 1920, trending on  
artstation

# Unreal engine

Seed: 868591112

Hyper realistic 4 d model



Hyper realistic 4 d  
model, unreal engine

# Vivid Colors

Adding **Vivid Colors**, adds life to your images

Seed: 1

Photo from a city street  
in the 1970s



Photo from a city street  
in the 1970s, vivid colors



# Bokeh

Bokeh blurs the background and highlights the subject. It's like iPhone portrait mode.

Seed: 432543543

A cute totoro in a yard



A cute totoro in a yard,  
bokeh

# High resolution scan

Want a historic looking photo? Add "High resolution scan"

Seed: 88114615

Photo of a parade in  
New York City




Photo of a parade in  
New York City, **High  
resolution scan**

# Sketch vs Painting


Almost always, **sketch** creates pencil images, while **painting** adds colors and will probably give an older looking scene

Seed: 851636

**Sketch** of a car parked in front of a shop




**Painting** of a car parked in front of a shop



# 05

## Stable Diffusion Parameters




### Prompt

Tiny robot scratching his head toy, standing character, soft smooth lighting, soft pastel colors, skottie young, 3d blender render, polycount, modular constructivism, pop surrealism, physically based rendering, square image


# Resolution – default is 512x512

This parameter is straight forward. You choose the Width and Height of the generated images. But it's important to know that the model was trained on 512x512 images, and in general these dimensions provide the best quality and composition, so it is recommended you stick to them as a beginner.

512x512



576x448



Even with all parameters fixed, changing the resolution will completely change the generated image. Although it may have similar colors and composition

This parameter increases the required VRAM, and the time needed to generate


# Classifier Free Guidance (CFG) – default is 7

You can see this parameter as a “Creativity vs. Prompt” scale. Lower numbers give the AI more freedom to be creative, while higher numbers force it to stick to the prompt.

Prompt: a red bird drinking water from a lake, children's book painting



**CFG: 0** Completely ignores the prompt



**CFG: 4** Missing the red color



**CFG: 7** Good balance




**CFG: 15** Too high Starts creating artifacts

This parameter does not affect the VRAM needed, or the generation time.

# Step count – default is 50

Stable Diffusion creates an image by starting with a canvas full of noise and denoise it gradually to reach the final output, this parameter controls the number of these denoising steps. Usually, higher is better but to a certain degree, for beginners it's recommended to stick with the default.



This parameter does not affect the VRAM needed, but increasing it is directly proportional to the time it takes to generate an image

# Seed – default is “random”

Seed is a number that controls the **initial noise**. The seed is the reason that you get a different image each time you generate when all the parameters are fixed. By default, on most implementations of Stable Diffusion, the seed automatically changes every time you generate an image. You can get the same result back if you keep the prompt, the seed and all other parameters the same.

**Prompt: photo of a rabbit driving a bicycle, in Tokyo at night**



Seed: 0



Seed: 8



Seed: 18




# Sampler

Diffusion samplers are the method used to denoise the image during generation, and since they differ in the way of calculating the next step in the image production, they take different durations and different number of steps to reach a usable image. We suggest beginners to use **DDIM** since it's fast and can usually generate good images with only 10 steps, making it easy and fast to experiment and improve

**Sampler: PLMS**

**Steps: 10**



**Sampler: DDIM**

**Steps: 10**



kawaii tiny cute unicorn emoji made of clay, iOS emoji , 3D clay blender render, rich vivid colors, smooth gradients, isometric front view, diffuse lighting, octane render, unreal engine

# 06

## Important Tips



### Prompt

Tiny duck playing on guitar toy, standing character, soft smooth lighting, soft pastel colors, skottie young, 3d blender render, polycount, modular constructivism, pop surrealism, physically based rendering, square image

# When to use different CFG values?

**CFG 2 - 6:** Creative, but might not follow the prompt

**CFG 7 - 10:** Recommended for most prompts. Good balance between creativity and guided generation

**CFG 10 - 15:** When you're sure that your prompt is good/specific enough.

**CFG 16 - 20:** Not generally recommended unless the prompt is well detailed. Might affect coherence and quality



# When to use different CFG values? - Examples



CFG: 2

Complete mess



CFG: 7

We have a rabbit now



CFG: 12

We got all 3 subjects!



CFG: 19

Composition seems forced

anime illustration of a **blue rabbit**, riding a **scooter** near a **lake**, with the sun in the sky

*In a prompt with multiple subjects, it's a good idea to increase the CFG scale*

# The power of seeds

Some seed are just better for a prompt, so try to save a good seed and slightly tweak the prompt to get what you're looking for while keeping the same composition. This can also be used to test the effect of different modifiers.

All these images used the same seed and parameters, only change was the prompt



Photo of a cute dog holding an umbrella




Photo of a cute cat holding an umbrella



Painting of a cute cat holding an umbrella




Photo of a cute cat holding an umbrella, at night

# Token efficiency

Your prompt is limited effectively to 75 tokens. If you are working with a long prompt try to be efficient with words that do not significantly add to your meaning. A typical example is when using an artist as a modifier to get a particular style. Here are a few prompts and their token counts. They all will produce a piece that looks like it was created by Vincent Van Gogh with their associated token counts,

- A horse in the style of Vincent Van Gogh (11)
- A horse in the style of Van Gogh (10)
- A horse by Vincent Van Gogh (7)
- A horse by Van Gogh (6)
- Horse by Van Gogh (6)
- Horse Van Gogh (5)



All will accomplish the result but are not exactly the same.

# The order of words can be as important as the words themselves

This trick is especially useful when trying to make unusual creations.

Pink ice cream truck with machine gun mounted on it, technical



Machine gun mounted on top of a pink ice cream truck, technical

**“Using the same seed and sampler”**




In the above example, the machine gun doesn't appear unless you put it in the start of the prompt!

# Don't forget about conventional tools!

You got a great generation with a messed-up facial features? Use **GFP-GAN** to fix it ([use it online](#))

Close-up portrait photo of a blonde woman on her wedding day



Close-up portrait photo of an elderly middle eastern woman smiling, bokeh




Portrait photo of a female army soldier during WW1





# 07

## Img2Img in/out painting



### Prompt

Tiny monkey sitting in a frame toy, standing character, soft smooth lighting, soft pastel colors, skottie young, 3d blender render, polycount, modular constructivism, pop surrealism, physically based rendering, square image

# Sketch to professional art

With img2img you can easily turn any simple sketch to beautiful art using a text description

Initial  
image



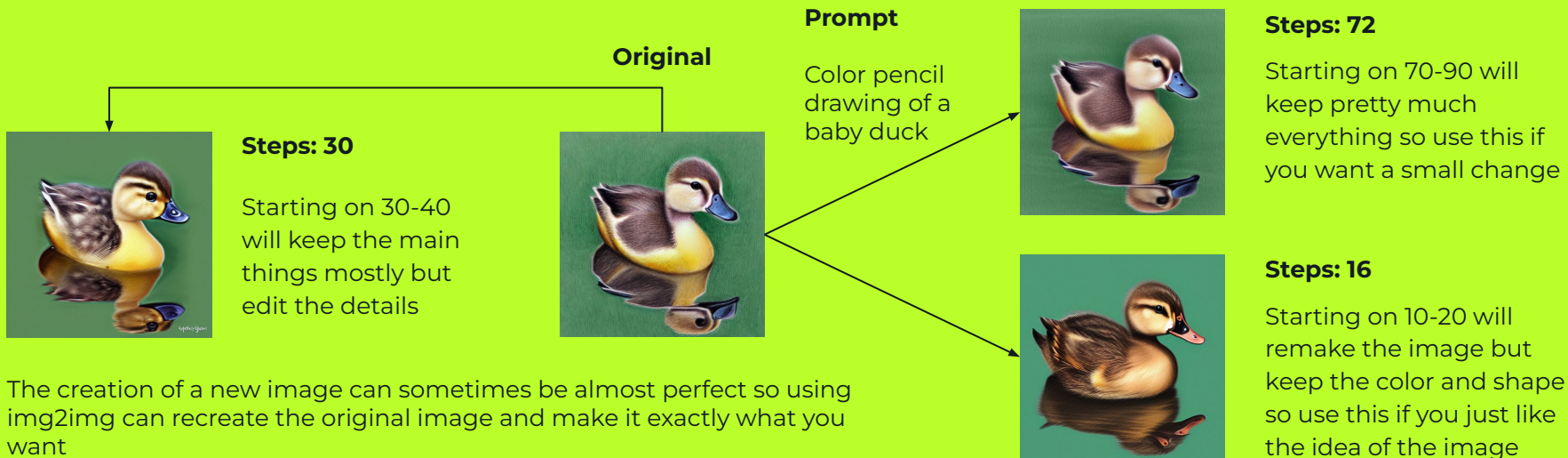
Generated  
image



Digital painting of a magical pirates ship floating on a purple mist cloud, over a desert, vibrant colors, 3D pixar render, delicate details, strong sun rays

# Converting Styles

It is possible for you to change the style of a image by editing the prompt



The creation of a new image can sometimes be almost perfect so using img2img can recreate the original image and make it exactly what you want

Tip!

If your Lower step image looks better than your higher one then you can use img2img to recreate the better lining but getting the detail you want

**Prompt**

Digital art of a baby duck

# Img2Img+Multi Ai Issues

Img2Img is useful for creating a variation of a image and getting similar images



**First image**

cherry blossom In a empty park, by Thomas Kinkade

If you wish to create a image but something isn't quite right you can use Img2Img to remake the image

With This you can see that it changed the layout and the time of day but kept the idea of the original image



**Second image**


cherry blossom In a empty park, by Thomas Kinkade

# Img2Img+Multi Ai Issues

Now this method may not always give what you want because dalle cannot do long prompts well



Digital art of a  
Cherry blossom  
landscape by Yoji  
shinkawa, by Makoto  
Shinkai, by Frank  
Frazetta



Digital art of a  
Cherry blossom  
landscape by Yoji  
shinkawa, by Makoto  
Shinkai, by Frank  
Frazetta

Its good at  
recreating faces  
but it also may  
mess up some  
elements in a  
landscape



Digital art of a bearded  
man around Cherry  
blossoms by Yoji  
shinkawa, by Makoto  
Shinkai, by Frank  
Frazetta



Digital art of a  
bearded man  
around Cherry  
blossoms by Yoji  
shinkawa, by  
Makoto Shinkai, by  
Frank Frazetta

# Img2Img Variations Low Strength

Img2Img is useful for creating a variation of a image and getting similar images



**First image**

Digital art headshot of Gordon Ramsey as a demon, orange, horns, black armor, evil smile, nonhuman, By Greg Rutkowski, by Zdzisław Beksiński

At times the image at the start will be correct but not the face you want so if you use Img2Img with a low strength you can recreate the image until you get a face you like.

With This you can see that it changed the face to Gordon. The issue is that this image was the most creative but it failed to give it the right face.



**Second image**

Digital art headshot of Gordon Ramsey as a demon, orange, horns, black armor, evil smile, nonhuman, By Greg Rutkowski, by Zdzisław Beksiński

# Inpainting


This technique can be used to fix a part of an image, by completely removing or changing the subject in an image, or just fixing a small detail

Remove



Mask + Prompt: orange couch in living room, cartoon show

Change



Mask + Prompt: cartoon boy eating pizza on a couch


Fix



Mask + Prompt: Photo of sunset

# Outpainting/uncropping

You can use this technique to expand real/generated images, can be very useful since Stable Diffusion likes to create a lot of cropped images



Beautiful 3D rendered female



# 08

## OpenArt Showcase



### Prompt

Tiny cute boy painting himself toy, standing character, soft smooth lighting, soft pastel colors, skottie young, 3d blender render, polycount, modular constructivism, pop surrealism, physically based rendering, square image.



## Prompt

Full length oil painting of gorgeous woman as a translucent arctic fox spirit| detailed face| wearing white dress| straight white hair| mythical| elegant| hyperrealism| highly detailed| intricate detailed| volumetric lighting| Ukiyo-E| by Anne Stokes and Noriyoshi Ohrai

[source](#)



## Prompt

Very detailed female, steampunk city taken over by plants in the background, d & d, fantasy, with blue flowers, beautiful face, hyperrealism delicate detailed complex, sophisticated, vibrant colors, volumetric lighting, pop surrealism art by Mark Ryden and Anna Dittmann

[source](#)



## Prompt

An oil painting of the autumnal equinox, a woman surrounded by autumn leaves, an airbrush painting by Josephine Wall, deviantart, psychedelic art, airbrush art, detailed painting, pre-raphaelite, 3d render, rococo art

[source](#)



## Prompt

Full head and shoulders, beautiful female porcelain sculpture by daniel arsham and james jean, smooth, all white features on a white background, delicate facial features, white eyes, white lashes, detailed tangled white lillies and lillie leaves on the head, volumetric lighting

[source](#)



## Prompt

Miniature cafe diorama macro photography, cafe for mice, alleyway, ambient, atmospheric, british, bokeh, romantic

[source](#)



## Prompt

detailed miniature diorama a soviet residential building, brutalism architecture, car parking nearby, elderly man passing by, sunny day, warm and joyful atmosphere, summer, streetlamps, several birches nearby

[source](#)



## Prompt

An elegant winged fairy in the lord of the rings scenery landscape, looking out at a vast lush valley flowers and homes made of mushrooms, stream, sunrise, god's rays highly detailed, vivid color, cinematic lighting, perfect composition, 8 k, gustave dore, derek zabrocki, greg rutkowski, belinski, octane render.

[source](#)





## Prompt

Oil painting of a fantasy treehouse by ivan shishkin and aivazovsky, highly detailed, masterpiece

[source](#)



## Prompt

Landscape photography of fundatura ponorului by marc adamus, morning, mist, rays of light, beautiful

[source](#)



## Prompt

A beautiful landscape at dawn by atey ghailan, ismail inceoglu, michal lisowski, artstation, volumetric light, high detail, perfect

[source](#)



## Prompt

Kodak portra 400, wetplate, fisheye, award - winning portrait by britt marling, 1880s kitchen, ghost, picture frames, shining lamps, dust, smoke, 1880s furniture, wallpaper, carpet, books, muted colours, wood, fog, plants, flowers

[source](#)



## Prompt

A monster is standing in a dimly lit hallway, terrifying visuals, horror elements, dark ambiance.

[source](#)



## Prompt

High quality 3D render neo - cyberpunk very cute half fluffy! wombat!! half cyborg with headphones, mechanical paw, highly detailed, unreal engine cinematic smooth, in the style of detective pikachu, hannah yata charlie immer, neon purple light, low angle, uhd 8k, sharp focus

[source](#)



## Prompt

Standing breaded chicken with a crown of a king in top of it, hyper realistic, 4k

[source](#)

# End

Thanks for reading the prompt book. Please remember to share with others.

Visit <https://openart.ai> for more resources and tools. Build your portfolio on OpenArt.

Join [our Discord server](#) to give any feedback.